

SOLID PVC LAMINATED



APPLICABLE

- In public and residential buildings
- In heated, inhabited rooms
- In roof pitch range of 15°-90°
- Suitable on all common roofings with proper flashing

FEATURES

- Centre pivot u-PVC roof window
- Toughened outer glass
- Laminated internal safety glass
- Excellent insulation
- High humidity resistance
- Maintenance free PVC profile
- Elegant bottom handle
- Two passive ventilation positions via handle
- Double gasket system between frame and sash
- Double Low-e coating
- Easy installation
- 10 year guarantee

MATERIAL

- Lead free PVC
- Steel reinforcement
- Polystyrene insulation insertion

COVER PARTS

- Aluminium, lacquered, grey colour (RAL 7043)

HANDLE

- Ergonomically designed moulded zinc handle, lacquered

HINGE

- Pivot hinge



APY B1000

PANE

Construction	33.2-14-4H
Thickness of glazing (mm)	24
Low E	■ ■
Gas	Argon
Toughened	■
Laminated	■
U _g (W/m ² K)	1.0
Total solar energy transmittance	0.52

WINDOW

U _w (W/m ² K)	1.3
Water tightness	E1500
Air permeability	Class 4
Resistance to wind load	Class C4
Sound reduction	34 (-1,-4) dB


COLOUR

White	■
-------	---

MEASURES

CODE	NOMINAL SIZE	FRAME EXTERNAL SIZE		PANE SIZE		VISIBLE GLASS		
		Width	Height	Width	Height	Width	Height	Effective Light Area m ²
C2A	55 x 78 cm	55 cm	77,8 cm	39,8 cm	64,9 cm	37,3 cm	59 cm	0.220
C4A	55 x 98 cm	55 cm	97,8 cm	39,8 cm	84,9 cm	37,3 cm	79 cm	0.295
F6A	66 x 118 cm	66 cm	117,8 cm	50,8 cm	104,9 cm	48,3 cm	99 cm	0.478
M4A	78 x 98 cm	78 cm	97,8 cm	62,8 cm	84,9 cm	60,3 cm	79 cm	0.476
M6A	78 x 118 cm	78 cm	117,8 cm	62,8 cm	104,9 cm	60,3 cm	99 cm	0.597
M8A	78 x 140 cm	78 cm	139,8 cm	62,8 cm	126,9 cm	60,3 cm	121 cm	0.729
S6A	114 x 118 cm	114 cm	117,8 cm	98,8 cm	104,9 cm	96,3 cm	99 cm	0.953

FLASHING RANGE FOR DIFFERENT ROOFING MATERIALS*



LSX

SLATE
Suitable for slates and flat roofing, up to 8mm (max overall thickness is 16 mm)




TFX

TILE
Suitable for low profile tiles and profiled materials between 16-50 mm




FTX

INTERLOCKING FLAT TILE
Suitable for interlocking flat tiles between 16 and 50 mm.



UFX

UNIVERSAL
Suitable for high profiled tiles and profiled materials between 16-120 mm



SSX

STANDING SEAM
Suitable for standing seam steel sheet coverings

* Combi solutions are also available, please contact your dealer for details.

BLIND RANGE*



DUA

BLACKOUT




RHA

ROLLER



MIA

AWNING



SSR

ROLLER SHUTTER



*For the right product code of blinds, please take the type of blind, size of RW and colour code, e.g. DUA C2A 4219